



Sample Kit

SMD Common-mode Chokes

Series B82722S0



www.tdk-electronics.tdk.com

B82722X2



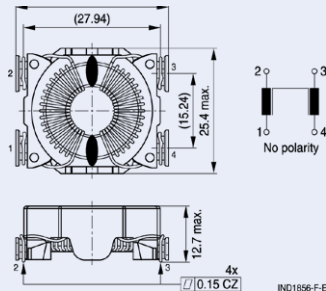
SMD Common-mode Chokes – Series B82722S0

I_R	A	3.25	8.60	10.40	13.00	19.00	19.00
L_N	mH	5.60	0.81	0.63	0.47	0.38	0.16
$L_{\text{stray, typ}}$	μH	21.0	10.0	6.6	4.3	2.5	0.8
R_{typ}	m Ω	69.0	12.0	8.8	6.7	3.0	2.5
T_R	$^{\circ}\text{C}$	+40	+40	+40	+40	+40	+40
Ordering code	B82722S0	322A040	862A020	103A020	133A020	193A040	193A041

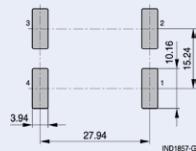
Features

- All values measured at +20 °C
- Approx. 0.4 ... 1.2% stray inductance for differential-mode
- Suitable for reflow soldering
- RoHS-compatible
- Storage conditions (packaged):
-25 °C to +40 °C, $\leq 75\%$ RH
- Tape and reel packing:
44 mm blister tape, 330 mm reel
- Packing unit: 100 pcs/reel

Dimensional drawing and pin configuration



Layout recommendation (top view)




Part tolerances to ISO 2768-cL / ISO 8015.
Size ISO 14405 $\text{\textcircled{E}}$
All dimensions in mm


IND1276-L-E

Important information: It is incumbent on the customer to check and decide whether a product is suitable for use in a particular application. Our products are described in detail in our data sheets. Our *Important notes* and the product-specific *Cautions and warnings* must be observed. All relevant information is available through our sales offices.


3.25 A




8.60 A




10.40 A




13.00 A



19.00 A



19.00 A



Important information: It is incumbent on the customer to check and decide whether a product is suitable for use in a particular application. Our products are described in detail in our data sheets. Our *Important notes* and the product-specific *Cautions and warnings* must be observed. All relevant information is available through our sales offices.